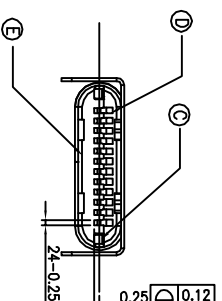
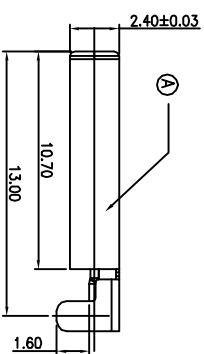
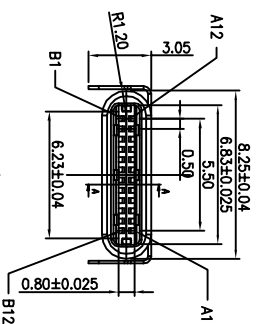
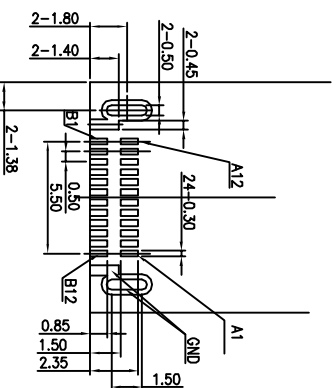
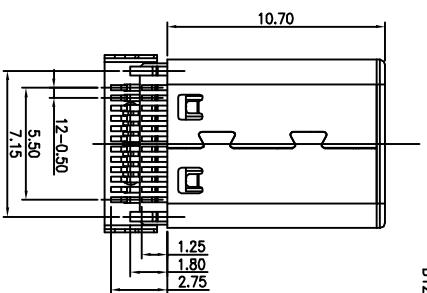


NOTES:  
 1. MATERIAL:  
 HOUSING: LCP+ 30% G.F. UL94V-0 COLOR: BLACK  
 CONTACT: CS210-RH, 0.15mm.  
 SHELL : SUS301, 0.20mm  
 EMI : SUS304, 0.10mm  
 SHIELD CONTACT : SUS301, 0.10mm  
 2. FINISH:  
 Contacts: [G/F]/Au PLATED /80u"Sn/50u" Ni Plated  
 Shell: 30u" Nickel Plated  
 SHIELD CONTACT: 30u" Nickel Plated



Pin Number	host	device	Pin Number	host	device
Pin A1	GND	GND	Pin B12	GND	GND
Pin A2	SSTxp1	SSTxp1	Pin B11	SSRxp1	SSRxp1
Pin A3	SSTxn1	SSTxn1	Pin B10	SSRxn1	SSRxn1
Pin A4	VBUS	VBUS	Pin B9	VBUS	VBUS
Pin A5	CC1	CC1	Pin B8	SRU2	SRU2
Pin A6	Dp1	Dp1	Pin B7	Dn2	Dn2
Pin A7	Dn1	Dn1	Pin B6	Dp2	Dp2
Pin A8	SRU1	SRU1	Pin B5	CC2	CC2
Pin A9	VBUS	VBUS	Pin B4	VBUS	VBUS
Pin A10	SSRxp2	SSRxp2	Pin B3	SSTxp2	SSTxp2
Pin A11	SSRxp2	SSRxp2	Pin B2	SSTxp2	SSTxp2
Pin A12	GND	GND	Pin B1	GND	GND

NO	DESCRIPTION	QTY	MATERIAL	PLATING & COLOR
G	EMI	2	SUS304	---
F	CONTACT	12	CS210	SEE PART NO.
E	TOP COVER	1	LCP+30%GF-UL 94V-0	BLACK
D	BOTTOM COVER	1	LCP+30%GF-UL 94V-0	BLACK
C	GND PIN	1	SUS301	NICKEL PLATED
B	CONTACT	12	CS210	SEE PART NO.
A	SHELL	1	SUS301	NICKEL PLATED



Recommended PCB Layout  
 Tolerance ±0.05

**CSCONN**

**CSCONN PRECISE ELECTRONICS CO.,LTD**

UNITS: mm	PART NO. (INTENDED USE)
GENERAL TOLERANCE	CUSM3112095001
X. ±5°	0.XX±0.25
X. 1±2°	0.XX±0.2
XX. ±1°	0.XXX±0.1

TITLE: USB TYPE C MALE SMT 沉板式

DWG NO. USB



SCALE SHEET REV  
 1:1 1 OF 1 A

E

D

C

B

A

E

D

C

B

A

1 2 3 4 5 6 7 8