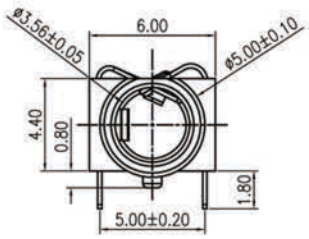

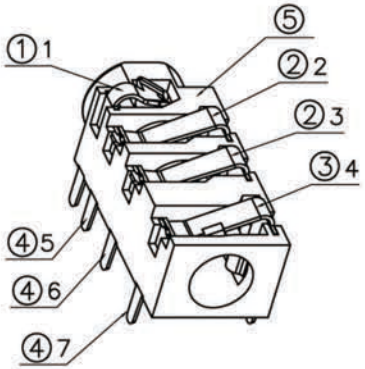

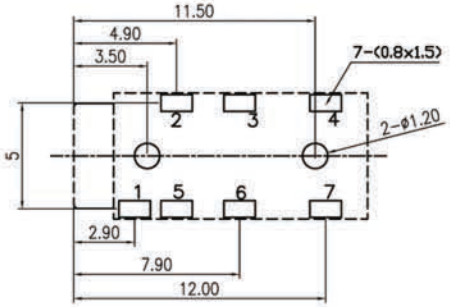

PCB LAYOUT TOP VIEW

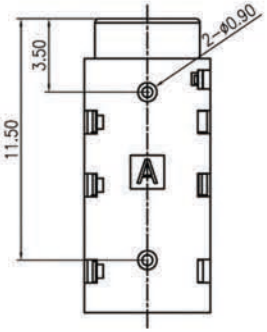

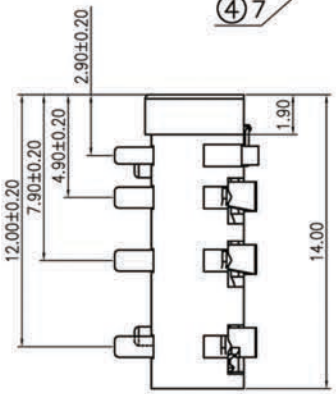

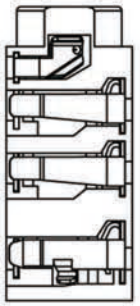

SPECIFICATIONS:

1. ELECTRICAL CHARACTERISTICS:
   1-1. RATING:
   1-2. CONTACT RESISTANCE: 30mΩ MAX.(INITIAL)
   1-3. DIELECTRIC WITHSTANDING VOLTAGE: 500V AC FOR ONE MINUTE
   1-4. INSULATION RESISTANCE: 100MΩ MIN. MEASURED BY 500V DC
2. MECHANICAL CHARACTERISTICS:
   2-1. INSERTION FORCE : 0.3~3.0 KGF
   2-2. WITHDRAWAL FORCE : 0.3~3.0 KGF
3. LIFE TEST: 5,000 CYCLES MIN.
4. FOR REFLOW SOLDERING LEAD-FREE PROCESS.
5. * REPRESENT CRITICAL DIMENSIONS.

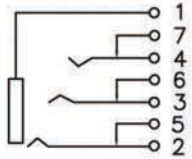

CIRCUIT DIAGRAM

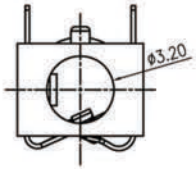

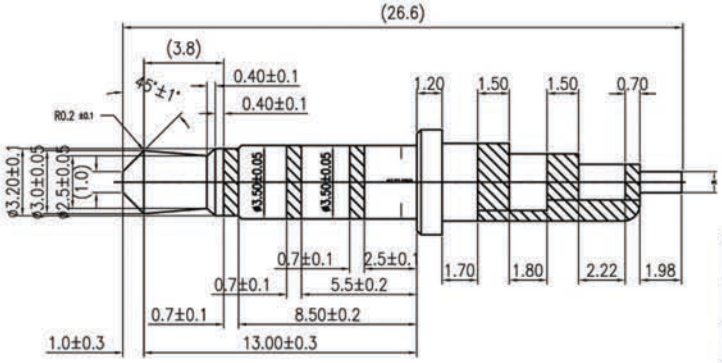

NO.	DESCRIPTION	QTY	MATERIAL	PLATING & COLOR
⑤	HOUSING PH-PJ-3507B-L6	1	PA-9T (Black)	
④	TERMINAL MT-PJ-3507B-4Q3G	3	BRASS t=0.20	Au-Plated
③	TERMINAL MT-PJ-3507B-3Q1G	1	PHOSPHOR BRONZE t=0.20	Au-Plated
②	TERMINAL MT-PJ-3507B-2M1G	2	铍铜 t=0.20	Au-Plated
①	TERMINAL MT-PJ-3507B-1Q1G	1	PHOSPHOR BRONZE t=0.20	Au-Plated

UNITS: mm	
GENERAL TOLERANCE	
X.° ±5°	0.X±0.25
X.1±2°	0.XX±0.2
XX. ±1°	0.XXX±0.1

CSCONN

CSCONN PRECISE ELECTRONICS CO.,LTD

PART NO.(INTENDED USE): CPJ3007001

TITLE: PHONE JACK

APPD:

DWG NO. JACK

CHKD: Skila

DR: Kitty

SCALE	SHEET	REV
1:1	1 OF 1	A