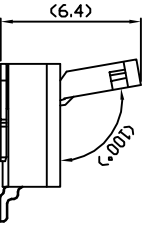
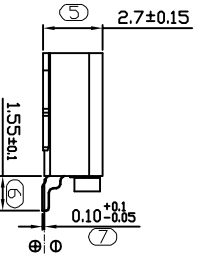
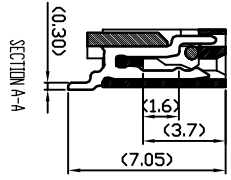
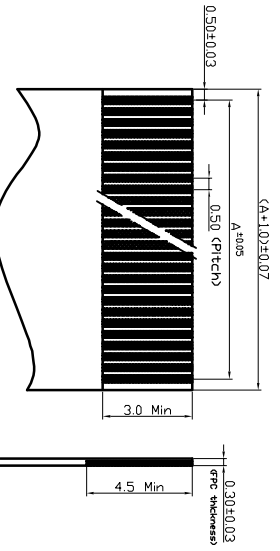


RECOMMENDED PCB LAYOUT



SPECIFICATION
 1. Material: Housing: HIGH-TEMP Plastic, UL94V-0, color: Natural, Lock: HIGH-TEMP Plastic, UL94V-0, color: black, Contacts: Copper alloy, Solder tab: Copper alloy.
 2. Electrical Characteristics:
 Current rating: 0.5A(max).
 Voltage rating: 50V(max).
 Operating Temperature: -25°C~+85°C.
 Insulation resistance: 500M ohms min. at 500V DC
 Dielectric withstanding voltage: 500V AC/minute.
 Contact resistance: 30m ohms max.



PIN#	A	B	C	PIN#	A	B	C
4	1.5	2.36	6.5	33	1.6	11.96	2.3
5	2	3.06	9	34	1.6	11.96	2.3
6	2.3	3.26	9.3	35	1.7	13.06	2.4
7	3	4.26	10	36	11.3	13.06	2.4
8	3.3	4.26	10.5	37	13.06	2.3	2.3
9	4	5.26	11.5	38	13.5	13.06	2.3
10	4.3	5.26	11.5	39	13.5	20.96	2.6
11	5.3	6.26	12.5	40	13.5	20.96	2.6
12	5.3	6.26	12.5	41	20.5	21.96	2.7
13	6.3	7.26	13.5	42	20.5	21.96	2.7
14	6.3	7.26	13.5	43	21.5	22.96	2.8
15	7.3	8.26	14.5	44	22.5	23.96	2.9
16	7.3	8.26	14.5	45	22.5	23.96	2.9
17	8	9.26	15	46	22.5	24.96	3.0
18	8.5	9.56	15.5	47	23.5	24.96	3.0
19	9.5	10.06	16.5	48	23.5	24.96	3.0
20	9.5	10.06	16.5	49	24	24.96	3.1
21	10	11.06	17	50	24.5	25.96	3.1
22	10.5	11.56	17.5	51	25	26.96	3.2
23	11	12.06	18	52	25.5	26.96	3.2
24	11.5	12.56	18.5	53	26	27.96	3.3
25	12	13.06	19	54	26.5	27.96	3.3
26	12.5	13.56	19.5	55	27	28.96	3.4
27	13	14.06	20	56	27.5	28.96	3.4
28	13.5	14.56	20.5	57	28	29.96	3.5
29	14	15.06	21	58	28.5	29.96	3.5
30	14.5	15.56	21.5	60	29.5	30.96	3.6
31	15	16.06	22	64	31.5	32.96	3.7
32	15.5	16.56	22.5	80	39.5	40.96	4.6

UNITS: mm	CSCONN		CSCONN PRECISE ELECTRONICS CO.,LTD	
GENERAL TOLERANCE	PART NO.(INTENDED USE)		TITLE:	
X. ° ±5°	CFP0527XX01003		FPC 0.5MM XP 2.7H插后掀	
X. 1±2°	APPD:		DWG NO. FPC	
X. ±1°	CHKD: Skilla		SCALE	
0. XXX±0.1	DR: Kitty		1:1	
			SHEET	
			1 OF 1	
			REV	
			A	

1 2 3 4 5 6 7 8

A B C D E