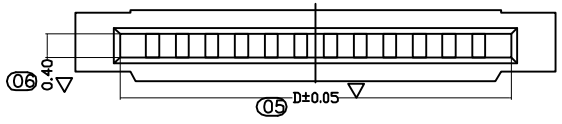

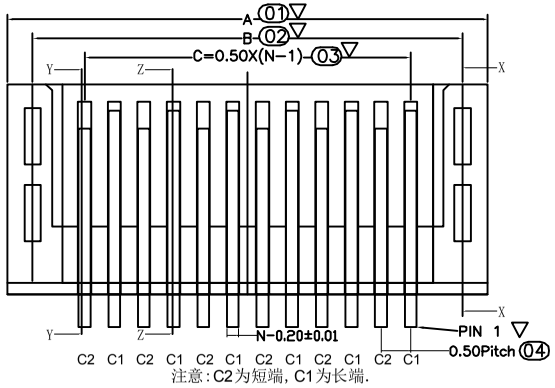

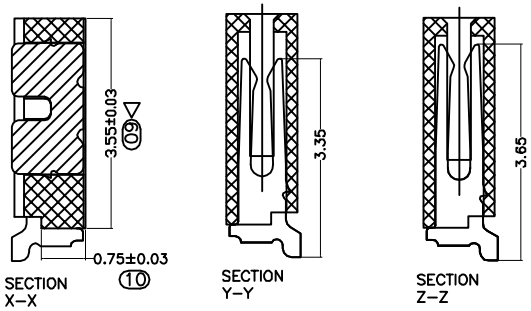

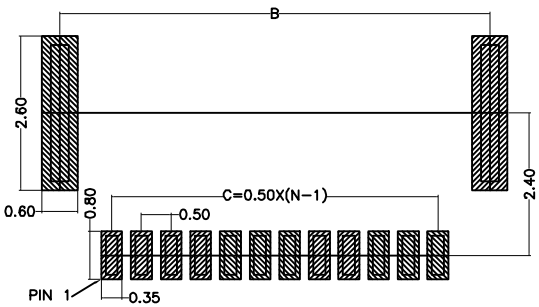

Recommend P.C.B Layout

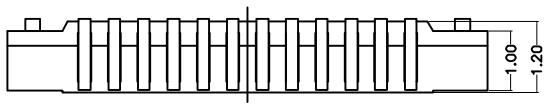

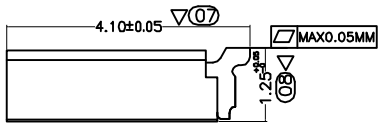

PORT NO	Dimension A	Dimension B	Dimension D	PORT NO	Dimension A	Dimension B	Dimension D
04P	4.10	3.25	2.60	25P	14.60	13.75	13.10
05P	4.60	3.75	3.10	26P	15.10	14.25	13.60
06P	5.10	4.25	3.60	27P	15.60	14.75	14.10
07P	5.60	4.75	4.10	28P	16.10	15.25	14.60
08P	6.10	5.25	4.60	29P	16.60	15.75	15.10
09P	6.60	5.75	5.10	30P	17.10	16.25	15.60
10P	7.10	6.25	5.60	31P	17.60	16.75	16.10
11P	7.60	6.75	6.10	32P	18.10	17.25	16.60
12P	8.10	7.25	6.60	33P	18.60	17.75	17.10
13P	8.60	7.75	7.10	34P	19.10	18.25	17.60
14P	9.10	8.25	7.60	35P	19.60	18.75	18.10
15P	9.60	8.75	8.10	36P	20.10	19.25	18.60
16P	10.10	9.25	8.60	37P	20.60	19.75	19.10
17P	10.60	9.75	9.10	38P	21.10	20.25	19.60
18P	11.10	10.25	9.60	39P	21.60	20.75	20.10
19P	11.60	10.75	10.10	40P	22.10	21.25	20.60
20P	12.10	11.25	10.60	41P	22.60	21.75	21.10
21P	12.60	11.75	11.10	42P	23.10	22.25	21.60
22P	13.10	12.25	11.60	43P	23.60	22.75	22.10
23P	13.60	12.75	12.10	44P	24.10	23.25	22.60
24P	14.10	13.25	12.60	45P	24.60	23.75	23.10

NOTES:
1. MATERIAL:
   HOUSING: HIGHT-TEMP PLASTIC UL 94V-0;
   COVER: HIGHT-TEMP PLASTIC UL 94V-0;
   CONTACT: COPPER ALLOY;
   PEG: COPPER ALLOY;
2. PLATING:
   CONTACT: GOLD OR TIN PLATED ON NICKEL OVERALL.
   PEG: TIN PLATED ON NICKEL OVERALL.
3. RATING:
   CURRENT RATING: 0.5A AC/DC
   VOLTAGE RATING: 50V AC/DC
   TEMPERATURE RANGE: -25~+85D;

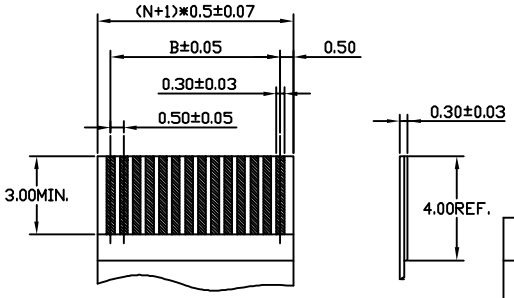

APPLICABLE FFC
TOLERANCE:±0.05

UNITS: mm	
GENERAL TOLERANCE	
X.° ±5°	0.X±0.25
X.1±2°	0.XX±0.2
XX.±1°	0.XXX±0.1

CSCONN

CSCONN PRECISE ELECTRONICS CO.,LTD

PART NO.(INTENDED USE) CFP0512XX003

TITLE: FPC 0.5MM XP SMT H=1.2MM

APPD:

DWG NO. FPC

CHKD: Skila

DR: Kitty

SCALE	SHEET	REV
1:1	1 OF 1	A