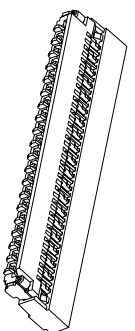
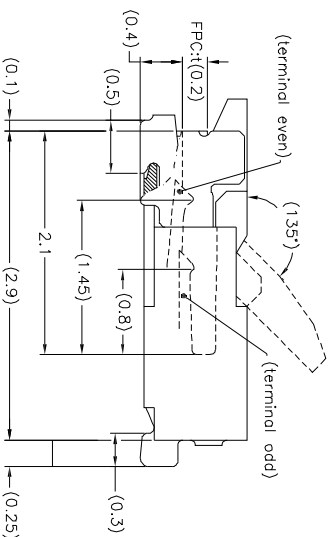
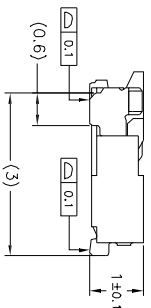
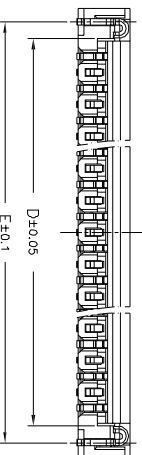


Recommended PCB Layout(Top View)

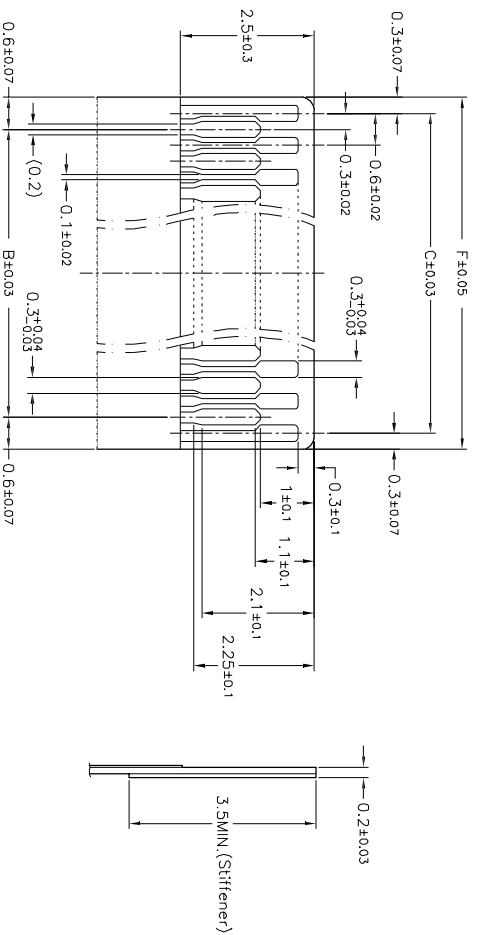
Recommended metal mask pattern(thickness 0.1μm)



NOTES: MATERIAL & FINISH  
 1.MATERIAL:  
 HOUSING:PC(PUL 94V-0)  
 ACTUATOR:CF(UL 94V-0)  
 TERMINAL: COPPER ALLOY  
 SOLDER PIN: COPPER ALLOY  
 2.PLATING:  
 TERMINAL: GOLD FLASH 1~3μ" OVER NICKEL  
 SOLDER PIN: TIN OVER NICKEL(LEAD FREE)



No. of Contacts	DIM.				
	A	B	C	D	E
09	4.2	1.8	2.4	3.03	3.7
11	4.8	2.4	3.0	3.63	4.3
13	5.4	3.0	3.6	4.23	4.9
15	6.0	3.6	4.2	4.83	5.5
17	6.6	4.2	4.8	5.43	6.1
19	7.2	4.8	5.4	6.03	6.7
21	7.8	5.4	6.0	6.63	7.3
23	8.4	6.0	6.6	7.23	7.9
25	9.0	6.6	7.2	7.83	8.5
27	9.6	7.2	7.8	8.43	9.1
29	10.2	7.8	8.4	9.03	9.7
31	10.8	8.4	9.0	9.63	10.3
33	11.4	9.0	9.6	10.23	10.9
35	12.0	9.6	10.2	10.83	11.5
37	12.6	10.2	10.8	11.43	12.1
39	13.2	10.8	11.4	12.03	12.7
41	13.8	11.4	12.0	12.63	13.3
43	14.4	12.0	12.6	13.23	13.9
45	15.0	12.6	13.2	13.83	14.5
49	16.2	13.8	14.4	15.03	15.7
51	16.8	14.4	15.0	15.63	16.3
57	18.6	16.2	16.8	17.43	18.1
61	19.8	17.4	18.0	18.63	19.3
67	21.6	19.2	19.8	20.43	21.1
71	22.8	20.4	21.0	21.63	22.3



1	2	3	4	5	6	7	8
---	---	---	---	---	---	---	---

UNITS: mm		<b>CSCONN</b>	CSCONN PRECISE ELECTRONICS CO.,LTD
GENERAL TOLERANCE			
X. ° ±5°	0. X ±0.25	PART NO. (INTENDED USE)	TITLE:
X. 1 ±2°	0. XX ±0.2	CFP0310XX335	PFC: 掀盖式
XX. ±1°	0. XXX ±0.1	APPD:	DWG NO. FPC
		CHKD: Skila	
		DR: Kitty	
			SCALE 1:1
			SHEET 1 OF 1
			REV A