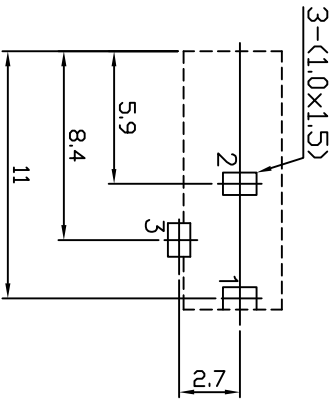
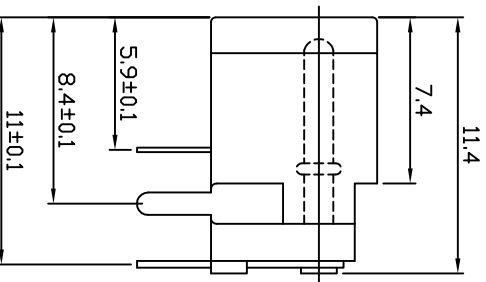
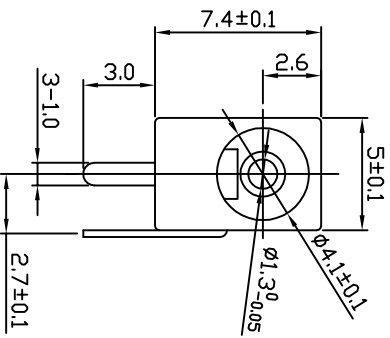


- SPECIFICATION**
1. Rating : DC 24V 3.5A;
 2. Contact resistance: $\leq 0.03\Omega$;
 3. Insulation resistance: $\geq 100M\Omega$ (DC250V);
 4. Withstand voltage: 500VAC ;
 5. Insertion and extraction force: 3-20N;
 6. life test: 5,000 cycles.



PCB LAYOUT TOP VIEW

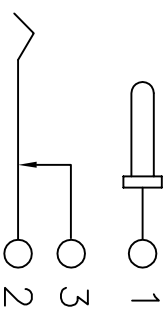
No.	PART NAME	QTY	MATERIAL (THICK, COLOR)	REMARK
①	COVER	1	PBT (Black)	
②	HOUSING	1	PBT (Black)	
③	PIN	1	H62 $\phi=1.3$	Sn-plated
④	TERMINAL	1	BRASS t=0.30	Ag-Plated
⑤	TERMINAL	1	PHOSPHOR BRONZE t=0.30	Ag-Plated
⑥	TERMINAL	1	BRASS t=0.35	Ag-Plated

CSCONN

CSCONN PRECISE ELECTRONICS CO.,LTD

UNITS: mm	PART NO. (INTENDED USE)	TITLE: DC JACK
GENERAL TOLERANCE	CDCC002	DWG NO. JACK

X. ° ±5°	0. X±0.3	APPD:	SCALE	SHEET	REV
X. 1±2°	0. XX±0.2	CHKD: Skila	1:1	1 OF 1	A
XX ±1°	0. XXX±0.1	DR: Kitty			
XXX ±0.5°					



CIRCUIT DIAGRAM

